



addendum  
1 + 2  
Attached

November 7, 1994

Mr. John A. Crawford, Chairman  
Board of County Commissioners  
Nassau County  
Post Office Box 1010  
Fernandina Beach, Florida 30235-1010

Re: Additional Design Services Proposal  
County Road Design  
**Tradeplex Entrance Roadway**  
Nassau County, Florida  
PH&A Project No.: 9437-2A

Dear Mr. Crawford:

This proposal is submitted in accordance with the Agreement for Professional Services between Nassau County, Florida and *Pitman-Hartenstein & Associates, Inc., Engineers.*

Upon execution, this proposal shall serve to confirm the authorization for design of the approximately 1.0 mile long entrance road from U.S. Highway A-1-A to the Tradeplex Site as described below and in accordance with Section 2 of the original agreement.

The following is a scope of work and method of payment to be used for each task to be completed as a part of this proposal:

**Additional Services - Scope of Services**

**Task 1**      **Surveying Services:**

1. Establish the centerline of the proposed roadway from U.S. Highway No. A-1-A to the Tradeplex site;
2. Establish a bench mark circuit on N.G.V.D. (1929) datum and set temporary bench marks for vertical control at 1/2 mile intervals; and
3. Perform roadway cross-sections suitable for engineering design at a maximum of 100 foot stations along the roadway centerline; cross-sections to extend 75 feet on each side of the roadway centerline; location of all improvements within 50 feet of the roadway center line, including, but not limited to, fences, culverts, swales, power poles, telephone boxes, etc.



Page 2

Mr. John A. Crawford, Chairman

November 7, 1994

**Task 2      Geotechnical Services to be Included:**

1. Five (5) foot deep auger borings every 100' alternating from 10' left, 10' right and along the roadway centerline;
2. LBR tests at a frequency of two (2) per mile; and
3. Data report detailing results and recommendations as to removal of unsuitable materials.

**Task 3      Design Services and Permitting:**

Provide engineering design services and permitting for the production of complete plans and specifications for the construction of the two lane rural section roadway with median for the entrance roadway to the Tradeplex site.

**Task 4      Provide Pre-Construction Services as follows:**

1. Issue of documents;
2. Respond to questions/issue addenda;
3. Attend pre-bid meeting; and
4. Evaluate bids and issue award recommendations

**Task 5      Provide Construction Engineering Inspection:**

Provide periodic inspection services for the roadway construction.

**Additional Services - Method of Payment**

Compensation for work completed for Additional Services as outlined in the Scope of Services will be on an hourly plus reimbursible basis not to exceed the indicated maximum fee of Two hundred seventy nine thousand, seven hundred twenty dollars and seventy cents (\$279,720.70), based upon documentation of time and materials.

**Invoicing:**

Monthly invoices will be prepared and presented to the County <sup>Civil</sup> Engineer for payment. Payment is due within 30 days of date of invoice.

Page 3

Mr. John A. Crawford, Chairman

November 7, 1994


**Schedule of Completion:**

Work on this project will commence immediately upon approval of this Project Authorization.

**Conclusion:**

Thank you for the opportunity to continue to serve Nassau County. We look forward to the successful completion of this project.


Sincerely,



E. H. Pitman, Jr., P.E.

President

Approval:



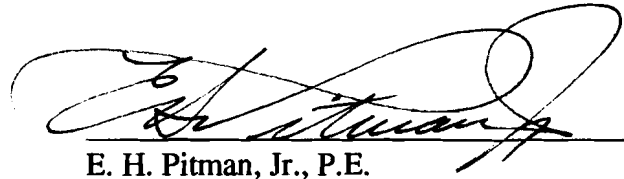
John A. Crawford

Chairman

Board of County Commissioners

11-29-94

Date




E. H. Pitman, Jr., P.E.

Pitman-Hartenstein & Associates, Inc.,  
Engineers

11-29-94

Date

Attest:

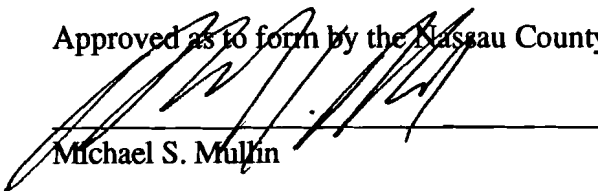


Title Ex-Officio Clerk

11-29-94

Date

Approved as to form by the Nassau County Attorney:



Michael S. Mullin

Consultant Name: PITMAN HARTENSTEIN & ASSOC.

ESTIMATE OF WORK EFFORT AND COST

Name of Job: FERNANDINA INTER. TRADEPLEX

WPI No.  
State Project No.  
FAP No.:

Estimators Name/Date:

WALTER KLOSS

/ 9-2-94

From:  
To:  
Length: .9 Mi.

No./ACTIVITY	PRINCIPAL		PROJECT MANAGER		CHIEF DESIGNER		SR. DESIGNER/INSP.		CHIEF TECHNICIAN		TECHNICIAN		MANHOUR BY ACTIVITY	SALARY COST BY ACTIVITY	AVG. HOURLY RATE
	MAN HOURS	HOURLY RATE	MAN HOURS	HOURLY RATE	MAN HOURS	HOURLY RATE	MAN HOURS	HOURLY RATE	MAN HOURS	HOURLY RATE	MAN HOURS	HOURLY RATE			
001 ROADWAY PLANS	0	\$100.00	48	\$85.00	148	\$75.00	192	\$65.00	212	\$55.00	140	\$45.00	740	\$45,620.00	\$61.65
002 LANDSCAPE PLANS	0	\$100.00	0	\$85.00	0	\$75.00	0	\$65.00	0	\$55.00	0	\$45.00	0	\$0.00	\$0.00
003 SIGNING & MARKING	0	\$100.00	19	\$85.00	40	\$75.00	60	\$65.00	88	\$55.00	60	\$45.00	267	\$16,055.00	\$60.13
004 ZONING	40	\$100.00	80	\$85.00	40	\$75.00	60	\$65.00	40	\$55.00	20	\$45.00	280	\$20,800.00	\$74.29
005 ENV. SERVICES/PERMITS	40	\$100.00	20	\$85.00	60	\$75.00	98	\$65.00	84	\$55.00	40	\$45.00	342	\$22,990.00	\$67.22
006 DRAINAGE PLANS	0	\$100.00	22	\$85.00	72	\$75.00	118	\$65.00	136	\$55.00	82	\$45.00	430	\$26,110.00	\$60.72
007 LIGHTING PLANS	0	\$100.00	0	\$85.00	0	\$75.00	0	\$65.00	0	\$55.00	0	\$45.00	0	\$0.00	\$0.00
<b>TOTAL M-H &amp; TOTAL COST</b>	<b>80</b>	<b>8,000</b>	<b>189</b>	<b>16,065</b>	<b>360</b>	<b>27,000</b>	<b>528</b>	<b>34,320</b>	<b>560</b>	<b>30,800</b>	<b>342</b>	<b>15,390</b>	<b>2,059</b>	<b>\$131,575.00</b>	<b>\$63.90</b>

DISTRIBUTION OF COST ELEMENTS TO BASIC ACTIVITIES

ROADWAY PLANS	57026.8
BRIDGE PLANS	0
SIGNING & MARKING	20575.8
UTILITIES	21577.6
ENV. SERVICES/PERMITS	26355.5
DRAINAGE PLANS	33137.1
TRAFFIC CONTROL	0
<b>(X) TOTAL</b>	<b>158673</b>

COMBINED OVERHEAD COMPUTATIONS

Adm. & General %	0
Fringe Benefit %	0
<b>(a1) Combined O-H%</b>	<b>0.00%</b>

TOTAL CONTRACT COST COMPUTATIONS

Total Activity Salary Costs	\$131,575.00
(a) Overhead Additives:	
(a1) Combined O-H Percent	0.00%
(a2) Combined O-H Cost	\$0.00
<b>Subtotal (Salary + Overhead)</b>	<b>\$131,575.00</b>
(b) Operating Margin Percent	0.00%
(b) Operating Margin Cost	\$0.00
<b>Subtotal (Salary Related Cost)</b>	<b>(L.S.) \$131,575.00</b>
(c) Misc./Out-of-Pocket Expenses	(L.S.) \$27,097.70
<b>(X) Subtotal (Cost Elements of Basic Activities)</b>	<b>(L.S.) \$158,672.70</b>
(d) Environmental Services, Inc.	(L.S.) \$0.00
(e) SURVEYING	(L.S.) \$24,000.00
(f) GEOTECHNICAL	(L.S.) \$12,500.00
(g) CONSTRUCTION PHASE SER	(L.S.) \$60,048.00
<b>TOTAL LUMP SUM AMOUNT</b>	<b>\$255,220.70</b>
REIMBURSABLE ITEMS (Limiting Amount)	
(h) Other L.A. Items	LIGHTING (L.A.) \$16,000.00
(i) Other L.A. Items	LANDSCAPING (L.A.) \$8,500.00
(j) Subcontract Items	(L.A.) \$0.00
<b>MAXIMUM AMOUNT</b>	<b>\$279,720.70</b>

(PLEASE SIGN) Prepared by:

*Walter Kloss*

Date: 9/2/94

Exhibit "A"

MISCELLANEOUS & OUT-OF-POCKET EXPENSES

Consultant: PITMAN HARTENSTEIN & ASSOC.

WPI No.:

Name of Job: FERNANDINA INTER. TRADEPLEX

State Project No.:

From:

WORK TASK:

To:

Estimators Name/Date: WALTER KLOSS / \_\_\_\_\_

Length: .9 Mi.

ITEM DESCRIPTION

Aerial Photography: Contained in separate sheet.

ITEM  
SUB  
TOTAL      ITEM  
TOTAL

Drafting Medium (Bond): ( 92 Sheets @ \$ 9 Per Sheet) 828.00 \$828.00

Reproduction (Blue Line & Vellum)

Blue Line      Blue Line      Vellum      Photocopy

Roadway Plans

Phase I (90%) 10 Sets      920      92      Sheets  
Phase II (100%) 10 Sets      920      \$92.00      Sheets  
Phase III (30%) 10 SETS      920      92      Sheets  
Phase IV (90%) 10 SETS      920      92      Sheets  
Final 5 Sets      16      16      Sheets

Blue Line 24" x 36"      3680 Sheets @ \$0.72 = 2649.60  
Vellum 24" x 36"      368 Sheets @ \$2.00 = 736.00  
Photocopy 11" x 17"      1304 Sheets @ \$0.15 = 195.60      \$3,581.20

Travel From: (Consultant Office Location)

To Project: Trips  
MEALS (FULL) Per Diem      0 x 1 people x 1 days @\$21      0.00  
MEALS PARTIAL Per Deim      12 x 2 people x 1 days @ \$6      144.00  
Transport- (POV)      12 x 84 miles x 0.25 per mile      252.00  
    - (Rental)      0 x 1 (days x \$ Day Rate)      0.00  
    - (Rental)      0 x 1 (weeks x \$ Wkly Rate)      0.00  
HOTEL ROOM      0 x 1 people x (days x \$ Day Rate)      0.00  
To DOT Trips  
MEALS (FULL) Per Diem      x people x days @\$21      0.00  
MEALS PARTIAL Per Deim      0 x 1 people x 1 days @ \$6      0.00  
Transport- (POV)      0 x 248 miles x 0.20 per mile      0.00  
    - (Rental)      0 x 1 (days x \$ Day Rate)      0.00  
    - (Rental)      0 x 1 (weeks x \$ Wkly Rate)      0.00  
HOTEL ROOM      0 x 1 people x (days x \$ Day Rate)      0.00  
\$396.00

SHIPPING & TELEPHONE ( 4 months @ \$ 25.00 /Month) 100.00 \$100.00  
OVERNIGHT PARCEL ( 5 EACH @ \$ 22.50 /EACH) 112.50 \$112.50  
CADD USEAGE ( 1104 Hours @ \$ 20.00 /Hours) 22080.00 \$22,080.00  
OTHER ( MINUTES @ \$ /MINUTES) 0.00 \$0.00  
OTHER ( months @ \$ /Month) 0.00 \$0.00

TOTAL EXPENSES

27097.70

(PLEASE SIGN) Prepared by: \_\_\_\_\_

Date: \_\_\_\_\_

HIGHWAY TASK LIST

Activity: A. Roadway Plans Package

Subactivity: 1 - Design Analysis

Task	Basis	Number of Units	Hours per Unit	Number of Sheets	Total Hours	CADD Hours	Remarks
1. Typical Section Package	LS		N/A		0	0	
2. Geometrics	LS		N/A		0	0	
3. Update Access Management	LS	1	80	N/A	80	0	Project Specific
4. Traffic Analysis	LS	1	12	N/A	12	0	Project Specific
5. Pavement Design Package	LS	1	12	N/A	12	0	N/A in District 5
6. Value Engineering	LS			N/A	0	0	
7. Contract File (Set-up and Maintenance)	LS	1	10	N/A	10	0	
8. Computation Book & Quantities	LS	1	0	N/A	0	0	
9. C.E.S./Summary of Pay Items	LS			N/A	0	0	
10. Special Provisions	LS			N/A	0	0	
11. Subtotal	LS			N/A	102	0	
12. Quality Control	5%	1	N/A	N/A	5	5	
13. Supervision	5%	1	N/A	N/A	5	5	
14. Field Reviews	EA			N/A	0	0	
15. Progress Meetings	EA	1	1	N/A	1	1	
<b>Totals</b>					<b>113</b>	<b>0</b>	

HIGHWAY TASK LIST

Activity: A. Roadway Plans Package

Subactivity: 2 - Drainage Analysis

Task	Basis	Number	of	Units	Estimate	Hours	per	Unit	Number	of	Sheets	Total	Hours	CADD	Hours	%	Remarks
1. Design of Cross Drains	EA	5			24	24			N/A			120	80				Per Cross Drain
2. Design of Roadway Ditches	EA	1			24	24			N/A			24	20				
3. Design of Outfall Ditches	EA	1			24	24			N/A			24	20				
4. Interchange Drainage Design	EA								N/A			0					
5. Design of Storm Sewers	EA	20			2	40			N/A			120	60				Per Structure
6. Design of Stormwater Ret/Det	EA								N/A			0					
7. Design of Special Drainage Systems	EA								N/A			0					
8. Prepare Bridge Hydraulics Rpt.	EA								N/A			0					
9. Drainage Design Report	LS								N/A			0					
10. Pond Siting Report	EA								N/A			0					
11. NPDES	EA								N/A			0					
Subtotal						208						324					
12. Quality Control	5%	1			N/A	10			N/A			10					
13. Supervision	5%	1			N/A	11			N/A			11					
14. Field Reviews	EA	2			8	16			N/A			16					
15. Progress Meetings	EA	2			6	12			N/A			12					
<b>Totals</b>						257						324					

HIGHWAY TASK LIST

Activity: A. Roadway Plans Package

Subactivity: 3 - Roadway Plans

Task	Basis of Estimate	Number of Units	Hours per Unit	Number of Sheets	Total Hours	CADD Hours	Remarks
1. Key Map	Sheet	1	16	1	16	12	
2. Typical Section & Notes	Sheet	1	18	1	18	20	2 Sections/Sheet
3. Summary of Quantities	Sheet	2	16	2	32	40	
4. Plan & Profile	Sheet	8	26	8	208	280	1"-20'
5. Intersection Details	Sheet	2	24	2	48	64	sr a-1-a connection
6. Intersection Profiles	Sheet				0	0	
7. Back of Sidewalk Profiles	Sheet				0	0	
8. Special Profiles	Sheet				0	0	
9. Miscellaneous Construction Details	Sheet	1	24	1	24	24	N/A in District 5
10. Soil Data Sheet	Sheet				0	0	
11. Cross Sections	EA Sheet	92	1	19	92	324	Included in Geotechnical Effort
12. Baseline Control/Curve Data	Sheet				0	0	Optional
Subtotal				34	438	764	
13. Quality Control	5%	1	N/A	N/A	22		
14. Supervision	5%	1	N/A	N/A	23		
<b>Totals</b>				<b>34</b>	<b>483</b>	<b>764</b>	



### HIGHWAY TASK LIST

Activity: A. Roadway Plans Package

Subactivity: 5 - Drainage Plans

Task	Basis of Estimate	Number of Units	Hours per Unit	Number of Sheets	Total Hours	CADD Hours %	Remarks	
1. Drainage Map	Sheet	1	24	1	24		Includes Interchanges	
2. Drainage Structures	EA	28	2	6	56		Includes Ramp & Int. Structures	
3. Summary of Drainage Structures	Sheet	1	28	1	28		Includes Ramp & Int. Structures	
4. LD/Outfall Plan & Profile	Sheet	1	24	1	24			
5. Lateral Ditch Cross Sections	Sheet	1	24	1	24			
6. Erosion Control Detail Sheet	Sheet				0			
7. Bridge Hydraulics Rec. Sheet	Sheet				0		To be included in Bridge Plans	
8. Stormwater Ret/Det Plans	Sheet				0		Includes Revisions	
9. Retention Area Cross Sections	EA				0		For Ret. adjacent to roadway	
10. Special Drainage	Sheet				0		Ditch Blocks, etc.	
11.	Sheet				0			
12.	Sheet				0			
Subtotal				10	156	0		
13. Quality Control	5%	1	N/A	N/A	8			
14. Supervision	5%	1	N/A	N/A	8			
<b>Drainage Totals</b>					<b>10</b>	<b>172</b>	<b>0</b>	
<b>Optional Exfiltration Design</b>								
1. Design/Calculations	LS			N/A	0			
2. Dr. Str. Sht. (French Drains)	EA				0		6-8 per sheet	
3. Miscellaneous Detail	Sheet				0			
Subtotal				0	0	0		
4. Quality Control	5%		N/A	N/A	0			
5. Supervision	5%		N/A	N/A	0			
<b>Optional Drainage Totals</b>					<b>0</b>	<b>0</b>	<b>0</b>	

HIGHWAY TASK LIST

Activity: A. Roadway Plans Package

Subactivity: 6 - Traffic Control Plans

Task	Basis of Estimate	Number of Units	Hours per Unit	Number of Sheets	Total Hours	CADD Hours %	Remarks
1. TCP Design Analysis	LS	1		N/A	0		Includes Lane Closure Analysis
2. Typical Sections	Sheet				0		
3. General Notes/Const. Sequence	Sheet	1	10	1	10		
4. Typical Details	Sheet				0		
5. Tabulation of Quantities	Sheet				0		Add to General Notes Sheet
6. Plan Sheets	Sheet	1	24	1	24		
7. Pavement Marking/Signing Detail	Sheet				0		
8. Temporary Signal	Sheet				0		
Subtotal				2	34	0	
9. Quality Control	5%	1	N/A	N/A	2		
10. Supervision	5%	1	N/A	N/A	2		
<b>Totals</b>				<b>2</b>	<b>38</b>	<b>0</b>	

### HIGHWAY TASK LIST

Activity: A. Roadway Plans Package

Subactivity: 7 - Utilities/Railroads

Task	Basis of Estimate	Number of Units	Hours per Unit	Number of Sheets	Total Hours	CADD Hours %	Remarks
1. Initial Contact	EA	4	4	N/A	16		N/A in District 5
2. Utility Adjustment Sheets	Sheet	8	8	8	64	128	
3. Coordination with Utility Companies	EA	4	4	N/A	16	36	N/A in District 5
4. Prepare Railroad Crossing Detail	EA				0		Two per sheet
5. Prepare Utility Reloc. Agreements	EA			N/A	0		N/A in District 5
Subtotal				8	96	164	
6. Quality Control	2%	1	N/A	N/A	2		
7. Supervision	5%	1	N/A	N/A	5		
8. Utility Meetings	EA	1	4	N/A	4		
<b>Totals</b>				<b>8</b>	<b>107</b>	<b>164</b>	

### HIGHWAY TASK LIST

Activity: A. Roadway Plans Package

Subactivity: 8 - Env. Services/Permits

Task	Basis of Estimate	Number of Units	Hours per Unit	Number of Sheets	Total Hours	CADD Hours %	Remarks
1. Preliminary Field Review	LS	1	20	N/A	20		
2. Agency Coordination	LS	1	30	N/A	30		
3. Establish Wetland Juris. Lines	LS	1	80	N/A	80		Includes all Phases
4. Agency Field Review	EA	1	18	N/A	18		Incl. Delineation on Drainage Map Project Specific
5. Wetland Resource D & F Applic.	LS	1	46	N/A	46		Incl. Calcs., Doc. & Follow-up
6. MSSW Permit Application	LS	1	46	N/A	46		Incl. Calcs., Doc. & Follow-up
7. USCG Navig. Permit Application	LS	1		N/A	0		Incl. Calcs., Doc. & Follow-up
8. NPDES/EPA Permit Application	LS	1	16	N/A	16		Incl. Calcs., Doc. & Follow-up
9. DNR/CCL Permit Application	LS	1	40	N/A	40		Incl. Calcs., Doc. & Follow-up
10. Prepare Local Permits	LS	1	24	N/A	24		Incl. Calcs., Doc. & Follow-up
11. Mitigation Coord. & Meetings	LS	1	0	N/A	0		Optional
12. Mitigation Design	LS	1	0	N/A	0		Optional
13. Mitigation Plans	Sheet	1	0	1	0	24	Optional
Subtotal					320		
12. Quality Control	2%	1	N/A	N/A	6		
13. Supervision	5%	1	N/A	N/A	16		
<b>Totals</b>					<b>342</b>	<b>0</b>	
<b>Optional Mitigation Site Analysis</b>							
1. Analyze 3 sites	LS	1	0	N/A	0		
<b>Optional Mitigation Totals</b>					<b>0</b>		

HIGHWAY TASK LIST

Activity: B. Signing and Pavement Markings

Subactivity: None

Task	Basis of Estimate	Number of Units	Hours per Unit	Number of Sheets	Total Hours	CADD Hours	Remarks
1. Key Sheet	Sheet	1	12	1	12	8	
2. General Notes	Sheet	1	18	1	18	12	
3. Tabulation of Quantities	Sheet	1	24	1	24	18	
4. Plan Sheets	Sheet	4	12	4	48	124	Incl. Des. Anal. Std. Mking. Det.
5. Guide Sign Worksheet	EA	2	40	1	80	40	Incl. Gr. & OH (4 per sht.)
6. Cross Section & Layout	EA	1	24	1	24	24	Incl. location of Gr., Cant.
7. Special Marking Details	EA	0	0	0	0	0	computations and OH sign support and
8. Sign Details	Sheet	1	30	1	30	48	N/A in District Five
9. Metal/Conc. Pole Detail	EA	0	0	0	0	0	Span wire only
10. Service Point Details	Sheet	0	0	0	0	0	Add to Plan Sheets
11. C.E.S./Summary of Pay Items	LS	0	0	0	0	0	Set-up and Maintenance
12. Special Provisions	LS	0	0	0	0	0	May include technical specs.
Subtotal				10	236	274	
13. Quality Control	5%	1	N/A	N/A	11		
14. Supervision	5%	1	N/A	N/A	12		
15. Field Review	EA	0	0	0	0		
16. Progress Meeting	EA	1	8	N/A	8		
<b>Totals</b>				<b>10</b>	<b>267</b>	<b>274</b>	



**NASSAU COUNTY**  
**BOARD OF COUNTY COMMISSIONERS**  
P.O. Box 1010  
Fernandina Beach, Florida 32034

Jim B. Higginbotham	Dist. No. 1 Fernandina Beach
John A. Crawford	Dist. No. 2 Fernandina Beach
Tom Branam	Dist. No. 3 Yulee
James E. Testone	Dist. No. 4 Hilliard
Jimmy L. Higginbotham	Dist. No. 5 Callahan

T.J. "Jerry" GREESON  
Ex-Officio Clerk

MICHAEL S. MULLIN  
County Attorney

December 1, 1994

Mr. Bill Pitman, P.E.  
Pitman, Hartenstein & Ashe  
7820 Arlington Expressway  
Suite 640  
Jacksonville, FL 32211

Enclosed please find a certified copy for your files of the contract for Professional Services regarding the Tradeplex Entrance Roadway.

As you will note, there are two minor changes to the language in the contract, one being under "Invoicing" the word Civil Engineer was added, and under "Additional Services - Method of Payment" the words were added "based upon documentation of time and materials".

If this office can be of any further assistance, do not hesitate to contact me.

Sincerely,

T. J. "Jerry" Greeson  
Ex-Officio Clerk

TJG:jb

(904) 225-9021 Board Room; 321-5703, 879-1029, 355-6275

*An Affirmative Action / Equal Opportunity Employer*



Working  
Draft  
Reviewed By  
MSM

November 7, 1994

Mr. John A. Crawford, Chairman  
Board of County Commissioners  
Nassau County  
Post Office Box 1010  
Fernandina Beach, Florida 30235-1010

Re: Additional Design Services Proposal  
County Road Design  
***Tradeplex Entrance Roadway***  
Nassau County, Florida  
PH&A Project No.: 9437-2A

Dear Mr. Crawford:

This proposal is submitted in accordance with the Agreement for Professional Services between Nassau County, Florida and *Pitman-Hartenstein & Associates, Inc., Engineers.*

Upon execution, this proposal shall serve to confirm the authorization for design of the approximately 1.0 mile long entrance road from U.S. Highway A-1-A to the Tradeplex Site as described below and in accordance with Section 2 of the original agreement.

The following is a scope of work and method of payment to be used for each task to be completed as a part of this proposal:

**Additional Services - Scope of Services**

**Task 1      Surveying Services:**

1. Establish the centerline of the proposed roadway from U.S. Highway No. A-1-A to the Tradeplex site;
2. Establish a bench mark circuit on N.G.V.D. (1929) datum and set temporary bench marks for vertical control at 1/2 mile intervals; and
3. Perform roadway cross-sections suitable for engineering design at a maximum of 100 foot stations along the roadway centerline; cross-sections to extend 75 feet on each side of the roadway centerline; location of all improvements within 50 feet of the roadway center line, including, but not limited to, fences, culverts, swales, power poles, telephone boxes, etc.



**Task 2**      **Geotechnical Services to be Included:**

1. Five (5) foot deep auger borings every 100' alternating from 10' left, 10' right and along the roadway centerline;
2. LBR tests at a frequency of two (2) per mile; and
3. Data report detailing results and recommendations as to removal of unsuitable materials.

**Task 3**      **Design Services and Permitting:**

Provide engineering design services and permitting for the production of complete plans and specifications for the construction of the two lane rural section roadway with median for the entrance roadway to the Tradeplex site.

**Task 4**      **Provide Pre-Construction Services as follows:**

1. Issue of documents;
2. Respond to questions/issue addenda;
3. Attend pre-bid meeting; and
4. Evaluate bids and issue award recommendations

**Task 5**      **Provide Construction Engineering Inspection:**

Provide periodic inspection services for the roadway construction.

**Additional Services - Method of Payment**

Compensation for work completed for Additional Services as outlined in the Scope of Services will be on an hourly plus reimbursible basis not to exceed the indicated maximum fee of Two hundred seventy nine thousand, seven hundred twenty dollars and seventy cents (\$279,720.70).

*Based upon documentation of materials*

**Invoicing:**

~~submit monthly~~

*Civil*

Monthly invoices will be prepared and presented to the County Engineer for payment. Payment is due within 30 days of date of invoice.



Mr. John A. Crawford, Chairman  
November 7, 1994


Schedule of Completion:

Work on this project will commence immediately upon approval of this Project Authorization.

Conclusion:

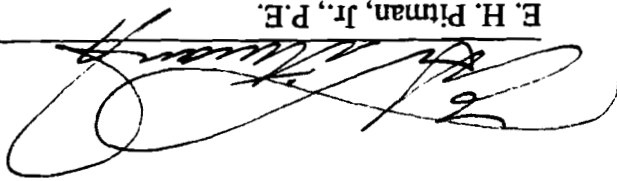
Thank you for the opportunity to continue to serve Nassau County. We look forward to the successful completion of this project.

Sincerely,



E. H. Pitman, Jr., P.E.  
President

Approval:



E. H. Pitman, Jr., P.E.  
Pitman-Harstenstein & Associates, Inc.,  
Engineers

John A. Crawford  
Chairman  
Board of County Commissioners

Date

Date


Attest:

\_\_\_\_\_

Title

\_\_\_\_\_

Date

Approved as to form by the Nassau County Attorney:  


Michael S. Mullin

Consultant Name: PITMAN HARTENSTEIN & ASSOC.

ESTIMATE OF WORK EFFORT AND COST

Name of Job: FERNANDINA INTER. TRADEPLEX

WPI No.  
State Project No.  
FAP No.:

Estimators Name/Date:

WALTER KLOSS / 9-2-94

From:  
To:  
Length: .9 Mi.

No./ACTIVITY	PRINCIPAL		PROJECT MANAGER		CHIEF DESIGNER		SR. DESIGNER/INSP.		CHIEF TECHNICIAN		TECHNICIAN		MANHOUR BY ACTIVITY	SALARY COST BY ACTIVITY	AVG. HOURLY RATE
	MAN HOURS	HOURLY RATE	MAN HOURS	HOURLY RATE	MAN HOURS	HOURLY RATE	MAN HOURS	HOURLY RATE	MAN HOURS	HOURLY RATE	MAN HOURS	HOURLY RATE			
001 ROADWAY PLANS	0	\$100.00	48	\$85.00	148	\$75.00	192	\$65.00	212	\$55.00	140	\$45.00	740	\$45,620.00	\$81.65
002 LANDSCAPE PLANS	0	\$100.00	0	\$85.00	0	\$75.00	0	\$65.00	0	\$55.00	0	\$45.00	0	\$0.00	\$0.00
003 SIGNING & MARKING	0	\$100.00	19	\$85.00	40	\$75.00	60	\$65.00	88	\$55.00	60	\$45.00	267	\$16,055.00	\$60.13
004 ZONING	40	\$100.00	80	\$85.00	40	\$75.00	60	\$65.00	40	\$55.00	20	\$45.00	280	\$20,800.00	\$74.29
005 ENV. SERVICES/PERMITS	40	\$100.00	20	\$85.00	60	\$75.00	98	\$65.00	84	\$55.00	40	\$45.00	342	\$22,990.00	\$67.22
006 DRAINAGE PLANS	0	\$100.00	22	\$85.00	72	\$75.00	118	\$65.00	136	\$55.00	82	\$45.00	430	\$26,110.00	\$60.72
007 LIGHTING PLANS	0	\$100.00	0	\$85.00	0	\$75.00	0	\$65.00	0	\$55.00	0	\$45.00	0	\$0.00	\$0.00
<b>TOTAL M-H &amp; TOTAL COST</b>	<b>80</b>	<b>8,000</b>	<b>189</b>	<b>16,065</b>	<b>360</b>	<b>27,000</b>	<b>528</b>	<b>34,320</b>	<b>560</b>	<b>30,800</b>	<b>342</b>	<b>15,390</b>	<b>2,059</b>	<b>\$131,575.00</b>	<b>\$63.90</b>

DISTRIBUTION OF COST ELEMENTS TO BASIC ACTIVITIES

ROADWAY PLANS	57026.8
BRIDGE PLANS	0
SIGNING & MARKING	20575.8
UTILITIES	21577.6
ENV. SERVICES/PERMITS	26355.5
DRAINAGE PLANS	33137.1
TRAFFIC CONTROL	0
<b>(X) TOTAL</b>	<b>158673</b>

COMBINED OVERHEAD COMPUTATIONS

Adm. & General %	0
Fringe Benefit %	0
<b>(a1) Combined O-H%</b>	<b>0.00%</b>

TOTAL CONTRACT COST COMPUTATIONS

Total Activity Salary Costs	\$131,575.00
(a) Overhead Additives:	
(a1) Combined O-H Percent	0.00%
(a2) Combined O-H Cost	\$0.00
<b>Subtotal (Salary + Overhead)</b>	<b>\$131,575.00</b>
(b) Operating Margin Percent	0.00%
(b) Operating Margin Cost	\$0.00
<b>Subtotal (Salary Related Cost)</b>	<b>(L.S.) \$131,575.00</b>
(c) Misc./Out-of-Pocket Expenses	(L.S.) \$27,097.70
<b>(X) Subtotal (Cost Elements of Basic Activities)</b>	<b>(L.S.) \$158,672.70</b>
(d) Environmental Services, Inc.	(L.S.) \$0.00
(e) SURVEYING	(L.S.) \$24,000.00
(f) GEOTECHNICAL	(L.S.) \$12,500.00
(g) CONSTRUCTION PHASE SER	(L.S.) \$60,048.00
<b>TOTAL LUMP SUM AMOUNT</b>	<b>\$255,220.70</b>
REIMBURSABLE ITEMS (Limiting Amount)	
(h) Other L.A. Items	(L.A.) \$16,000.00
(i) Other L.A. Items LIGHTING	(L.A.) \$8,500.00
(j) Subcontract Items LANDSCAPING	(L.A.) \$0.00
<b>MAXIMUM AMOUNT</b>	<b>\$279,720.70</b>

(PLEASE SIGN) Prepared by:

*Walter Kloss*

Date: 9/2/94

Exhibit "A"

MISCELLANEOUS & OUT-OF-POCKET EXPENSES

Consultant: PITMAN HARTENSTEIN & ASSOC.

Name of Job: FERNANDINA INTER. TRADEPLEX

WPI No.:  
State Project No.:  
WORK TASK:

From:  
To:

Estimators Name/Date: WALTER KLOSS /

Length: 9 MI.

ITEM DESCRIPTION

Aerial Photography: Contained in separate sheet.

Draining Medium (Bond): ( )	92 Sheets @ \$	9 Per Sheet)	828.00	828.00	\$828.00
-----------------------------	----------------	--------------	--------	--------	----------

Reproduction (Blue Line & Vellum)	Blue Line	Vellum	Photocopy		
Phase I (90%) 10 Sets	920	92	Sheets		
Phase II (100%) 10 Sets	920	\$92.00	Sheets		
Phase III (30%) 10 SETS	920	92	Sheets		
Phase IV (90%) 10 SETS	920	92	Sheets		
Final 5 Sets	16		Sheets		
Blue Line 24" x 36"	3680	\$0.72	Sheets @		2649.60
Vellum 24" x 36"	368	\$2.00	Sheets @		736.00
Photocopy 11" x 17"	1304	\$0.15	Sheets @		195.60

Travel From: [Consultant Office Location]	To Project:	Trips	0 X	1	people X	1	days @ \$21	0.00	0.00	
MEALS (FULL) Per Diem	MEALS PARTIAL Per Diem	MEALS PARTIAL Per Diem	12 X	2	people X	1	days @ \$6	144.00	252.00	
Transport- (POV)	Transport- (POV)	Transport- (POV)	12 X	84	miles X	1	per mile	0.25	21.00	
Hotel Room	Hotel Room	Hotel Room	0 X	1	people X	1	Day Rate)		0.00	
Trips	Trips	Trips	0 X	1	people X	1	Day Rate)		0.00	
MEALS (FULL) Per Diem	MEALS PARTIAL Per Diem	MEALS PARTIAL Per Diem	0 X	1	people X	1	days @ \$6	6.00	6.00	
Transport- (POV)	Transport- (POV)	Transport- (POV)	0 X	248	miles X	1	per mile	0.20	49.60	
Hotel Room	Hotel Room	Hotel Room	0 X	1	people X	1	Day Rate)		0.00	
Trips	Trips	Trips	0 X	1	people X	1	Day Rate)		0.00	
MEALS (FULL) Per Diem	MEALS PARTIAL Per Diem	MEALS PARTIAL Per Diem	0 X	1	people X	1	days @ \$21	21.00	21.00	
Transport- (POV)	Transport- (POV)	Transport- (POV)	0 X	1	people X	1	per mile		0.00	
Hotel Room	Hotel Room	Hotel Room	0 X	1	people X	1	Day Rate)		0.00	
Trips	Trips	Trips	0 X	1	people X	1	Day Rate)		0.00	

SHIPPING & TELEPHONE	4 months @ \$	25.00 Month)	100.00	\$100.00	
OVERNIGHT PARCEL	5 EACH @ \$	22.50 /EACH)	112.50	\$112.50	
CADD USAGE	1104 Hours @ \$	20.00 /hours)	22080.00	\$22,080.00	
OTHER	MINUTES @ \$	/MINUTES)	0.00	\$0.00	
OTHER	months @ \$	/Month)	0.00	\$0.00	
TOTAL EXPENSES					27097.70

Date: Prepared by: (PLEASE SIGN)

HIGHWAY TASK LIST

Activity: A. Roadway Plans Package

Subactivity: 1 - Design Analysis

Task	Basis	Number	Hours	Number	Total	CADD	Hours	%	Remarks
	of	of	per	of	Hours	Hours	Hours		
	Estimate	Units	Unit	Sheets					
1. Typical Section Package	LS		N/A		0		0		
2. Geometrics	LS				0		0		
3. Update Access Management	LS				0		0		
4. Traffic Analysis	LS	1	80	N/A	80		80		Project Specific
5. Pavement Design Package	LS	1	12	N/A	12		12		Project Specific
6. Value Engineering	LS				0		0		N/A in District 5
7. Contract File (Set-up and Maintenance)	LS	1	10	N/A	10		10		
8. Computation Book & Quantities	LS	1	0	N/A	0		0		
9. C.E.S./Summary of Pay Items	LS				0		0		
10. Special Provisions	LS				0		0		
11. Subtotal	LS				102		102		
12. Quality Control	5%	1	N/A	N/A	5		5		
13. Supervision	5%	1	N/A	N/A	5		5		
14. Field Reviews	EA				0		0		
15. Progress Meetings	EA	1	1	N/A	1		1		
<b>Totals</b>					<b>113</b>		<b>113</b>		<b>0</b>

HIGHWAY TASK LIST

Activity: A. Roadway Plans Package

Subactivity: 2 - Drainage Analysis

Task	Basis of Estimate	Number of Units	Hours per Unit	Number of Sheets	Total Hours	CADD Hours %	Remarks
1. Design of Cross Drains	EA	5	24	N/A	120	80	Per Cross Drain
2. Design of Roadway Ditches	Mile	1	24	N/A	24	20	
3. Design of Outfall Ditches	EA	1	24	N/A	24	20	
4. Interchange Drainage Design	EA			N/A	0		
5. Design of Storm Sewers	EA	20	2	N/A	40	120	Per Structure
6. Design of Stormwater Ret/Det	EA			N/A	0	60	
7. Design of Special Drainage Systems	LS			N/A	0	24	Includes Erosion Control
8. Prepare Bridge Hydraulics Rpt.	EA			N/A	0		
9. Drainage Design Report	LS			N/A	0		
10. Pond Siting Report	EA			N/A	0		Per Pond
11. NPDES	EA			N/A	0		Per System
Subtotal					208	324	
12. Quality Control	5%	1	N/A	N/A	10		
13. Supervision	5%	1	N/A	N/A	11		
14. Field Reviews	EA	2	8	N/A	16		
15. Progress Meetings	EA	2	6	N/A	12		
Totals					257	324	

HIGHWAY TASK LIST

Activity: A. Roadway Plans Package

Subactivity: 3 - Roadway Plans

Task	Basis of Estimate	Number of Units	Hours per Unit	Number of Sheets	Total Hours	CADD Hours	Remarks
1. Key Map	Sheet	1	16	1	16	12	
2. Typical Section & Notes	Sheet	1	18	1	18	20	2 Sections/Sheet
3. Summary of Quantities	Sheet	2	16	2	32	40	
4. Plan & Profile	Sheet	8	26	8	208	280	1"=20'
5. Intersection Details	Sheet	2	24	2	48	64	sr a-1-a connection
6. Intersection Profiles	Sheet				0	0	
7. Back of Sidewalk Profiles	Sheet				0	0	
8. Special Profiles	Sheet				0	0	
9. Miscellaneous Construction Details	Sheet	1	24	1	24	24	N/A in District 5
10. Soil Data Sheet	Sheet	92	1	19	92	324	Included in Geotechnical Effort
11. Cross Sections	EA				0	0	
12. Baseline Control/Curve Data	Sheet				0	0	Optional
Subtotal				34	438	764	
13. Quality Control	5%	1	N/A	N/A	22		
14. Supervision	5%	1	N/A	N/A	23		
<b>Totals</b>				<b>34</b>	<b>483</b>	<b>764</b>	

HIGHWAY TASK LIST

Activity: A. Roadway Plans Package

Subactivity: 5 - Drainage Plans

Task	Basis of Estimate	Number of Units	Hours per Unit	Number of Sheets	Total Hours	CADD Hours	%	Remarks
------	-------------------	-----------------	----------------	------------------	-------------	------------	---	---------

1. Drainage Map	Sheet	1	24	1	24	24		Includes Interchanges
2. Drainage Structures	EA	28	2	6	56	56		Includes Ramp & Int. Structures
3. Summary of Drainage Structures	Sheet	1	28	1	28	28		Includes Ramp & Int. Structures
4. LD/Outfall Plan & Profile	Sheet	1	24	1	24	24		
5. Lateral Ditch Cross Sections	Sheet	1	24	1	24	24		
6. Erosion Control Detail Sheet	Sheet				0	0		
7. Bridge Hydraulics Rec. Sheet	Sheet				0	0		
8. Stormwater Ret/Det Plans	Sheet				0	0		
9. Retention Area Cross Sections	EA				0	0		
10. Special Drainage	Sheet				0	0		
11.	Sheet				0	0		
12.	Sheet				0	0		
Subtotal				10	156	156		
13. Quality Control	5%	1	N/A	N/A	8	8		
14. Supervision	5%	1	N/A	N/A	8	8		

Drainage Totals

1. Design/Calculations	LS			N/A	0	0		
2. Dr. Str. Sht. (French Drains)	EA				0	0		
3. Miscellaneous Detail	Sheet				0	0		
Subtotal				0	0	0		
4. Quality Control	5%			N/A	0	0		
5. Supervision	5%			N/A	0	0		

Optional Drainage Totals

					0	0		
--	--	--	--	--	---	---	--	--

HIGHWAY TASK LIST

Activity: A. Roadway Plans Package  
 Subactivity: 6 - Traffic Control Plans

Task	Basis of Estimate	Number of Units	Hours per Unit	Number of Sheets	Total Hours	CADD Hours	%	Remarks
1. TCP Design Analysis	LS	1		N/A	0	0		Includes Lane Closure Analysis
2. Typical Sections	Sheet	1	10	1	10	0		
3. General Notes/Const Sequence	Sheet	1			0	0		
4. Typical Details	Sheet				0	0		
5. Tabulation of Quantities	Sheet				0	0		
6. Plan Sheets	Sheet	1	24	1	24	0		Add to General Notes Sheet
7. Pavement Marking/Signing Detail	Sheet				0	0		
8. Temporary Signal	Sheet				0	0		
Subtotal				2	34	0		
9. Quality Control	5%	1		N/A	2	2		
10. Supervision	5%	1		N/A	2	2		
<b>Totals</b>				<b>2</b>	<b>38</b>	<b>0</b>		



HIGHWAY TASK LIST

Activity: A. Roadway Plans Package

Subactivity: 7 - Utilities/Railroads

Task	Basis of Estimate	Number of Units	Hours per Unit	Number of Sheets	Total Hours	CADD Hours %	Remarks
1. Initial Contact	EA	4	4	N/A	16		N/A in District 5
2. Utility Adjustment Sheets	Sheet	8	8	8	64	128	
3. Coordination with Utility Companies	EA	4	4	N/A	16	36	N/A in District 5
4. Prepare Railroad Crossing Detail	EA				0		Two per sheet
5. Prepare Utility Reloc. Agreements	EA			N/A	0		N/A in District 5
Subtotal				8	96	164	
6. Quality Control	2%	1	N/A	N/A	2		
7. Supervision	5%	1	N/A	N/A	5		
8. Utility Meetings	EA	1	4	N/A	4		
<b>Totals</b>				<b>8</b>	<b>107</b>	<b>164</b>	

HIGHWAY TASK LIST

Activity: A. Roadway Plans Package

Subactivity: 8 - Env. Services/Permits

Task	Basis of Estimate	Number of Units	Hours per Unit	Number of Sheets	Total Hours	CADD Hours	Remarks
1. Preliminary Field Review	LS	1	20	N/A	20		
2. Agency Coordination	LS	1	30	N/A	30		
3. Establish Wetland Jurts. Lines	LS	1	80	N/A	80		Incl. Delineation on Drainage Map
4. Agency Field Review	EA	1	18	N/A	18		Project Specific
5. Wetland Resource D & F Applic.	LS	1	46	N/A	46		Incl. Calcs., Doc. & Follow-up
6. MSSW Permit Application	LS	1	46	N/A	46		Incl. Calcs., Doc. & Follow-up
7. USCG Navig. Permit Application	LS	1	16	N/A	16		Incl. Calcs., Doc. & Follow-up
8. NPDES/EPA Permit Application	LS	1	16	N/A	16		Incl. Calcs., Doc. & Follow-up
9. DNR/CCL Permit Application	LS	1	40	N/A	40		Incl. Calcs., Doc. & Follow-up
10. Prepare Local Permits	LS	1	24	N/A	24		Incl. Calcs., Doc. & Follow-up
11. Mitigation Coord. & Meetings	LS	1	0	N/A	0		Optional
12. Mitigation Design	LS	1	0	N/A	0		Optional
13. Mitigation Plans	Sheet	1	0	1	0	24	Optional
Subtotal					320		
12. Quality Control	2%	1	N/A	N/A	6		
13. Supervision	5%	1	N/A	N/A	16		
<b>Totals</b>					<b>342</b>	<b>0</b>	
Optional Mitigation Site Analysis	LS	1	0	N/A	0		
Optional Mitigation Totals					<b>0</b>	<b>0</b>	

HIGHWAY TASK LIST

Activity: B. Signing and Pavement Markings

Subactivity: None

Task	Basis	Number	Hours	Number of Sheets	Total Hours	CADD Hours	%	Remarks
1. Key Sheet	Sheet	1	12	1	12	8		
2. General Notes	Sheet	1	18	1	18	12		
3. Tabulation of Quantities	Sheet	1	24	1	24	18		
4. Plan Sheets	Sheet	4	12	4	48	124		Incl. Des. Anal., Std. Wking. Det.
5. Guide Sign Worksheet	EA	2	40	1	80	40		Incl. Gr. & OH (4 per sht.)
6. Cross Section & Layout	EA	1	24	1	24	24		Incl. location of Gr., Cant and OH sign support and computations
7. Special Marking Details	EA	1	30	1	30	0		N/A in District Five
8. Sign Details	Sheet	1	30	1	30	0		Span wire only
9. Metal/Conc. Pole Detail	EA	0	0	0	0	0		Add to Plan Sheets
10. Service Point Details	Sheet	0	0	0	0	0		Setup and Maintenance
11. C.E./Summary of Pay Items	LS	0	0	0	0	0		May include technical specs.
12. Special Provisions	LS	0	0	0	0	0		
Subtotal					236	274		
13. Quality Control	5%	1	N/A	N/A	11	11		
14. Supervision	5%	1	N/A	N/A	12	12		
15. Field Review	EA	0	0	0	0	0		
16. Progress Meeting	EA	1	8	N/A	8	8		
<b>Totals</b>					<b>10</b>	<b>267</b>		<b>274</b>